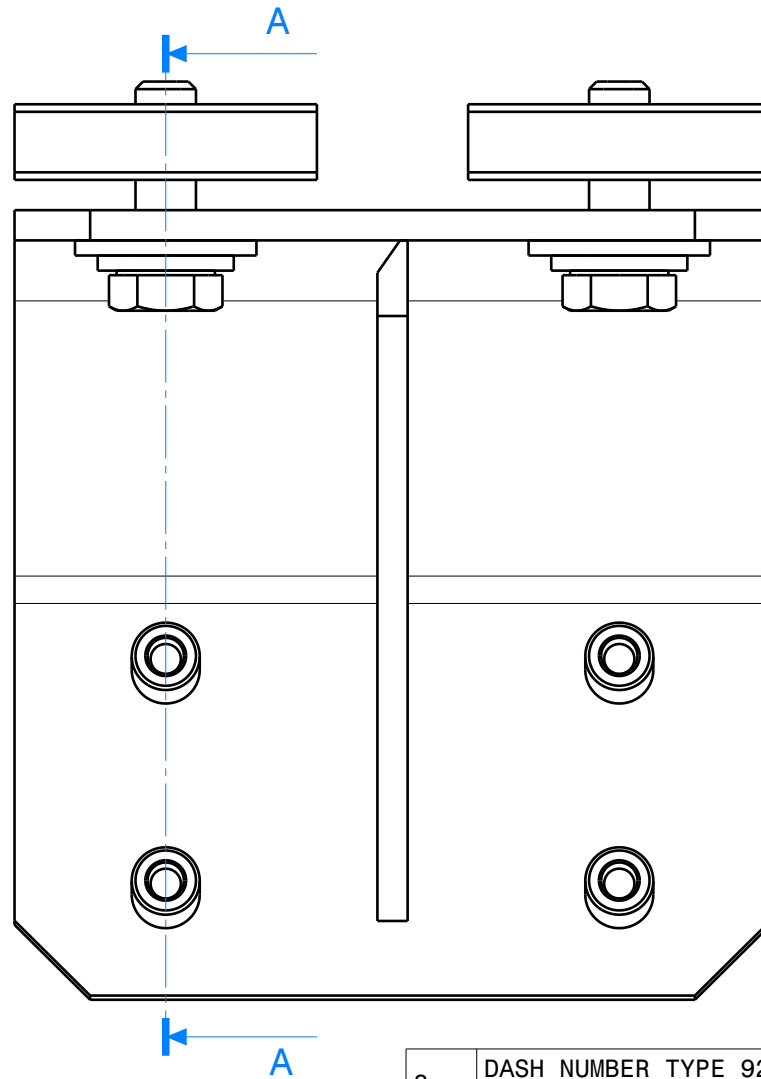
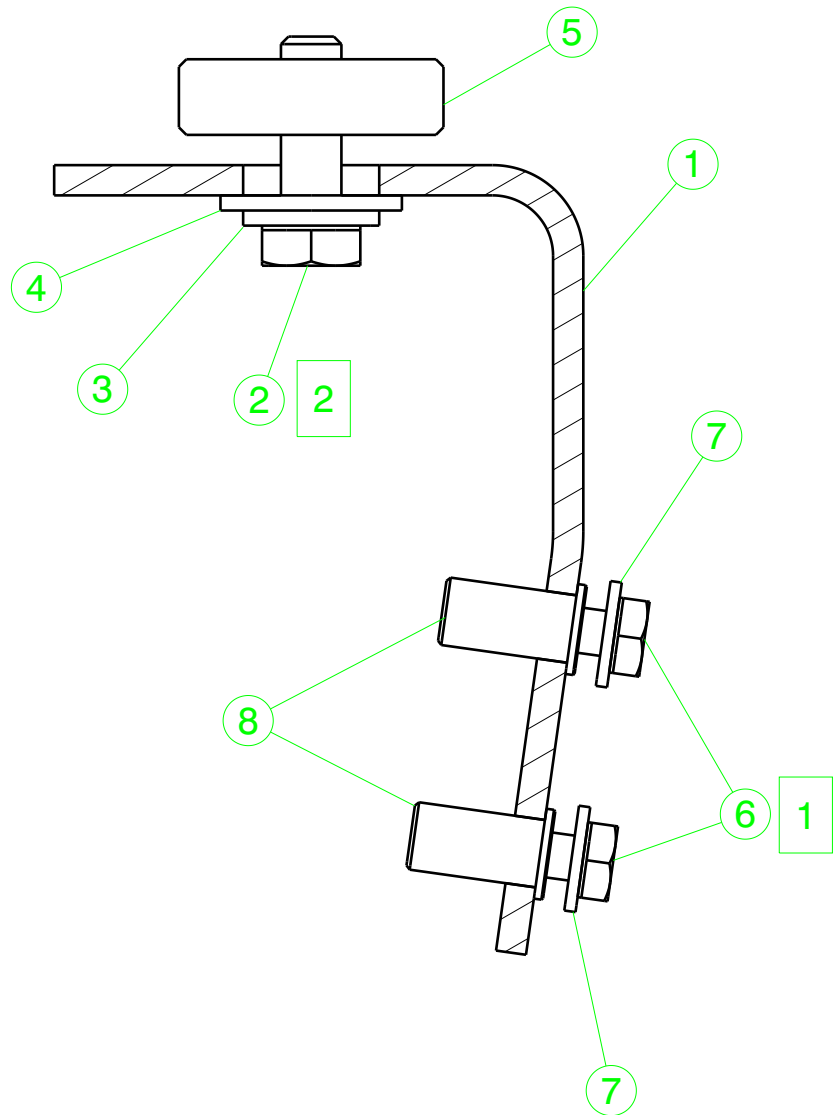
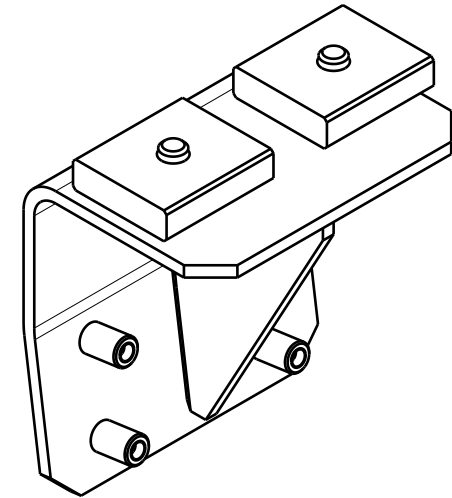


Reproduction, dissemination or use of this document or its all contents in any form without the prior written permission of TÜVASAS, is prohibited. Offenders will be liable for the payment of damages. All rights reserved in the event of the grant of a patent, utility model or ornamental design registration.

Section view A-A  
Typical



Isometric view



ISO 13920 Welded Construction			
<1000	6,0	0,8	
<630	4,0	0,7	
<400	3,0	0,6	
<250	3,0	0,4	
100	2,0	0,3	
40	1,5	0,2	
L mm	Ham	Ypl.	
ISO 2768 General Tolerances			
Nom. Size	Class		
<4000	2,0	0,4	
<2000	1,2	0,4	
<1000	0,8	0,3	
<400	0,5	0,3	
30-120	0,3	0,2	
2-30	0,2	0,1	
L mm	m ±	K ±	
ISO 12708 Steel Casting			
Nom. Size	Class		
>20000	9,0	8,0	
<20000	8,0	7,0	
<16000	7,0	6,0	
<12000	6,0	5,0	
<8000	5,0	4,0	
<4000	4,0	3,0	
<2000	3,0	2,0	
<1000	2,0	1,5	
<400	1,0	1,0	
30-120	1,0	0,5	
2-30	1,0	0,5	
L mm	A ±	E ±	
Nom. Size	Class		

Ref	Torque Nm
1	11
2	27

Sign Screws or nuts with paint mark yellow

Technical Specifications					
Technical Document					
Fixture/Mould Asset ID.					
Coating/Heat Tre./Roughness					
Paint/Color					
Modf. No	Modification Description			Date	Sign

8	DASH_NUMBER_TYPE_9201 M6x18,5	4	SP.02011-008JB	8.8	-	-
7	ISO 10670 For M6	4	SP.03001-003JB	8.8	-	-
6	ISO-4017 M6x20	4	SP.01004-002JB	8.8	-	-
5	Type 02 M8 x L40	2	SP.02013-208QB	34CrMo4	-	-
4	ISO 7093 M8	2	SP.03005-003JB	8.8	-	-
3	ISO 10670 For M8	2	SP.03001-005JB	8.8	-	-
2	ISO-4017 M8x25	2	SP.01004-012JB	8.8	-	-
1	Welded_Assembly	1	GZ10.21.12.19000	-	-	0,602 kg

						0,9
--	--	--	--	--	--	-----

No	Parça Adý Designation Name of Item	Adet Qty.	Resim No / Norm Drawing No / Norm	Malzeme Material	Ölçü Dimension	Aðýrlýk Weight ( Kg )
TYP	ISO 21920-1	ISO 8015	ISO 2553	General Tol.	ISO 2768	f <input type="checkbox"/> m <input checked="" type="checkbox"/> H <input type="checkbox"/> K <input checked="" type="checkbox"/>
	EN 15085-2 Certification Level		CL1 <input type="checkbox"/> CL2 <input type="checkbox"/> CL3 <input type="checkbox"/>	Weld Pro.	ISO 13920	A <input type="checkbox"/> B <input type="checkbox"/> E <input type="checkbox"/> F <input type="checkbox"/>
				Cast Steel	ISO 12708	Lm2 <input type="checkbox"/> Lr2 <input type="checkbox"/> Sm2 <input type="checkbox"/> Sr2 <input type="checkbox"/>
	Approved	L.Giovinazzo	25/01/2023	Scale	<div>TURASAS</div> <div>Turkish Railway Vehicles Industry Inc.</div>	
	Checked	M.Borlo	25/01/2023	1:1		
	Prepared	M.Cojocar	25/01/2023			
			Screws-kit_Assembly		GZ10.21.12.13000	
		-				
Date:25/01/2023				Sheet : 1/1	Size:A3	Rev: 00